



TOYOTA

LET'S
GO
BEYOND

LIVE OUT
YOUR DREAMS,
RISE YOUR
REALITY.



1.0T GR SPORT TYPE

ALL NEW
RAIZE
IMAGINE IT, LIVE IT.



1.0
TURBO
GR SPORT
TYPE



Sleek Interior Design.

With a fabric and leather combination and advanced features to give a convenient and comfortable driving experience. (All 1.0T GR Sport Type)



Adaptable Auto A/C.

Controlling the cabin temperature level effectively and precisely. (All 1.0T GR Sport Type)



Modern Two Toned Roof.

With a chic black color combined with the two color options to enhance the quirky and exciting outlook of the car. (All 1.0T Type)



Illuminating Headlamp (All Type), DRL & Sequential Turn Lamp (All 1.0T GR Sport Type)

With a bright LED lights, daytime running light and modern and premium turn sign to give you both maximum visibility and prestigious feeling.



Smart Entry with Push Start Button.

Keyless car door and start engine button for a more convenient entry. (All Type)



Interactive 9" Head Unit.

Providing vast array of entertainments for your enjoyable driving experience. (All 1.0T Type)



Extra Spacious Baggage.

A wide trunk space for each and every one of your stuffs, from daily to recreational. (All Type)



Auto Retractable Mirror

Convenient feature for the side mirrors to automatically fold after the car's locked. (All Type)



17" Black Wheels.

With elegant black wheels for a tougher and exclusive look. (Black on All 1.0T GR Sport Type, Silver Dual Tone on 1.0T G Type)



FEEL MORE POWER ENJOY MORE MOMENTS



1.0
TURBO
GR SPORT
TYPE



7" TFT MID.

Wider screen with interactive display to give you all the essential informations you need. (All Type)



Power Mode Switch.

Amp up your drive with a more precise and powerful energy distribution when you accelerate. (All CVT Type)



Exclusive Leather Steering.

Giving a more distinctive and elegant feel to the driver area. (All 1.0T GR Sport Type)



Perceptive Auto Headlight.

Smart and adaptable headlight which can adjust itself according to the outside brightness level. (All 1.0T GR Sport Type)



Convenient Paddle Shift.

Changing the gears without having to let go of the steering wheel to keep you focused on the road. (All 1.0T GR Sport Type)



Front Soft Pad Armrest

Enhancing the front area coziness for a comfortable driving experience. (All 1.0T Type)



Fabric & Leather Combi Seat.

Combining the comfortability of fabric with the elegant feeling of leather. (All 1.0T GR Sport Type)



LED Rear Combi Lamp.

Bright and easily visible rear lamp to alert the other car of our position. (All Type)



Aero Kit.

With a meticulously designed front, rear bumper and side skirt to maximize the aerodynamicity of the car. (All 1.0T GR Sport Type)



Chrome Door Outside Handle.

With a contrasting silver color to enhance the sophistry and cool aspect of the car's exterior. (All 1.0T Type)



GR Sport Variant.

With a sporty look for you to feel the excitement and exhilaration of a racer on your driving experience, anywhere, anytime. (All 1.0T GR Sport Type)

1.0 TURBO G TYPE



Stylish Interior Design

With a savvy design and advanced features to give a fun-to-drive atmosphere as well as an enriched driving experience.
(1.2 G & 1.0T G)

1.2 G TYPE



16" Silver Wheels.

With robust 16 inch wheels to give you a tougher performance.
(1.2 G Type)



Digital A/C.

With a digital display for you to adjust the temperature easier.
(1.2 G Type & 1.0T G Type)



Body Color Door Outside Handle.

With a similar color with the body giving the exterior a harmonious look.
(1.2 G Type)



Interactive 8" Head Unit

Providing vast array of entertainments for your enjoyable driving experience.
(1.2 G Type)

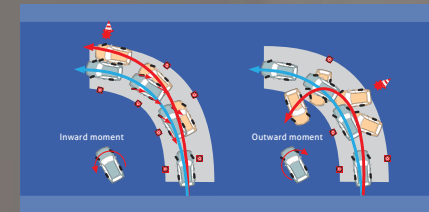
SAFETY FEATURES

Maximum safety for every passenger to provide total peace of mind and excitement in every journey.



RCTA BSM

Ensure your safety with Rear Cross Traffic Alert that detect approaching vehicle from rear side when reversing out of parking space, Moreover, The Blind Spot Monitor identifies every object on the vehicle blind spot area using radar technology. (1.0T GR Sport TSS Type)



VEHICLE STABILITY CONTROL (VSC)

Maintaining the vehicle stability when doing a sharp turn to avoid over or under-steering. (All Type)



6 Airbags D/P/S/C

Equipped in all sides of the car to minimize the damage when collision happens. (1.0T GR Sport TSS Type)



HILL START ASSIST (HSA)

Preventing vehicle to slip backward on an uphill road. (All Type)


SAFETY SENSE

Now with active safety features to ensure you and your passengers maximum safety. (1.0T GR Sport TSS Type)



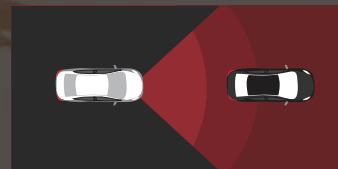
LANE DEPARTURE ASSIST with STEERING CONTROL

Support and assist the driver in avoiding unintended lane departure, with visual and audible alert plus steering assist.



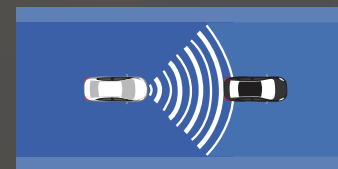
PEDAL MISOPERATION CONTROL

Preventing front collision when parking from accidentally punching the gas instead of the brake.



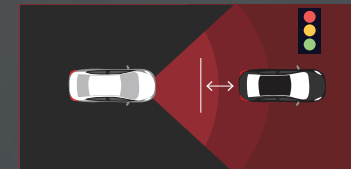
PRE COLLISION SYSTEM

Integrated camera and radar system that help to reduce crash risk and damage in a frontal collision.



ADAPTIVE CRUISE CONTROL


Detects a preceding vehicle and follow within a safe distance, therefore reducing the fatigue of long driving.



FRONT DEPARTURE ALERT

Alert driver with sound when preceding vehicle moving on traffic.

SPECIFICATION

| MODEL / TYPE | | 1.2 G | | 1.0T G | | 1.0T  | |
|--|-----------------|---|-----|---|-----|---|---------|
| | | M/T | CVT | M/T | CVT | CVT | CVT TSS |
| DIMENSI & BERAT / DIMENSION & WEIGHT | | | | | | | |
| Panjang / Overall Length | | mm | | 4.030 | | | |
| Lebar / Overall Width | | mm | | 1.710 | | | |
| Tinggi / Overall Height | | mm | | 1.635 | | | |
| Jarak Sumbu / Wheelbase | | mm | | 2.525 | | | |
| Jarak Pijak / Wheel Tread | Depan / Front | mm | | 1.475 | | | |
| | Belakang / Rear | mm | | 1.470 | | | |
| Jarak Terendah / High Ground Clearance | | mm | | 200 | | | |
| MESIN / ENGINE | | WA-VE | | 1KR-VET | | | |
| Tipe Mesin / Engine Type | | 3 Cylinder In-line, 12 Valve DOHC with Dual VVT-i | | 3 Cylinder Turbo, In-line, 12 Valve DOHC with VVT-i | | | |
| Diameter x Langkah / Bore x Stroke | | mm x mm | | 73.5 x 94.1 | | 71.0 x 83.9 | |
| Isi Silinder / Displacement | | cc | | 1198 | | 998 | |
| Compression Ratio | | 12,8 : 1 | | 9,5 : 1 | | | |
| Daya Maks. / Max. Power | | ps / rpm | | 88 / 6000 | | 98 / 6000 | |
| Torsi Maks. / Max. Torque | | kgm / rpm | | 11.5 / 4500 | | 14.3 / 2400 - 4000 | |
| Kapasitas Tangki / Fuel Tank Capacity | | ltr | | 36 | | | |
| Bahan Bakar / Fuel | Jenis / Type | Gasoline | | | | | |
| | Sistem / System | Sistem Injeksi Elektronik / Electronic Fuel Injection (EFI) | | | | | |
| SASIS & SISTEM PENGGERAK / CHASSIS & DRIVE TRAIN | | | | | | | |
| Transmisi / Transmission | | 5 M/T | | CVT | | CVT | |
| Suspensi / Suspension | Depan / Front | MacPherson Strut | | | | | |
| | Belakang / Rear | Torsion - Beam | | | | | |
| Sistem Rem / Brake System | Depan / Front | 15" Ventilated Disc Brake | | | | | |
| | Belakang / Rear | Leading - Trailing Drum Brake | | | | | |
| Steering Gear | | Rack & Pinion, Electric Power Steering | | | | | |
| Ukuran Ban / Tire Size | | 205/65R16 | | 205/60R17 | | 205/60R17 (Black) | |
| SAFETY & SECURITY | | | | | | | |
| Anti-lock Braking System | | With | | | | | |
| Vehicle Stability Control | | With | | | | | |
| Hill Start Assist | | With | | | | | |
| Seatbelt Warning | | D + P + RR3 | | | | | |
| Alarm + Immobilizer | | With | | | | | |
| Rear Parking Sensor | | With (2 Points) | | | | | |
| Rear Parking Camera | | With | | | | | |
| Airbag | | D + P | | | | D + P + S + C | |
| Pre Collision System | | Without | | | | With | |
| Adaptive Cruise Control | | Without | | | | With | |
| Front Departure Alert | | Without | | | | With | |
| Lane Departure Assist | | Without | | | | With | |
| Pedal Misoperation Control | | Without | | | | With | |
| Rear Crossing Traffic Alert | | Without | | | | With | |
| Blind Spot Monitoring | | Without | | | | With | |




Toyota didukung oleh *sales outlet* dan layanan purna jual (*service & spare parts*) yang tersebar di seluruh Indonesia dan selalu siap melayani Anda. Untuk mengetahui dealer Toyota terdekat di kota Anda, hubungi **Toyota Customer Care** atau akses *website*.

GRATIS BIAYA JASA

5th SERVIS BERKALA KE-6
 - Maksimum 4 tahun/50.000 km*, kecuali Dyna, Etios & Limo Sedan
 - Prasyarat warranty 36 bulan/100.000 km*
 *Masa yang tercapai lebih dahulu
 Bertaku di seluruh jaringan bengkel resmi Toyota

PILIHAN WARNA / COLOR OPTIONS

Two Tone Option
(All 1.0T Type)



Black - White




Black - Red



Black - Yellow SE




Black - Silver Metallic



Black - Turquoise MM


One Tone Option
(All Type)




White




Red




Black




Yellow SE



Silver Metallic



Gray Metallic



Turquoise MM

Pilihan warna dalam brosur dapat sedikit berbeda dengan warna mobil sesungguhnya. /
Color options in the brochure might slightly be different from the actual color of the cars.

Authorized Toyota Dealer

www.toyota.astra.co.id



TOYOTA
CAR CARE TREE



Toyota Interactive Virtual Assistant

@ToyotaID

0811 1500 315

ToyotaID

PT TOYOTA-ASTRA MOTOR

Jl. Laksda Yos Sudarso Sunter II - Jakarta 14330